



















Tempelkan pada karton dan guntinglah
setiap gambarnya.



Tempelkan pada karton dan guntinglah
setiap gambarnya.









Tempelkan pada karton dan guntinglah
setiap gambarnya.












Tempelkan pada karton dan guntinglah setiap gambarnya.



Tempelkan pada karton dan guntinglah
setiap gambarnya.



Cara bermain kartu kembar:



1. Susun kartu di lantai atau meja
2. Semua kartu dalam keadaan tertutup
3. Setiap anak memiliki kesempatan untuk membalikan sepasang kartu secara acak.
4. Jika gambar yang muncul tidak sama, maka harus segera menutup Kembali kartu itu dan memberi kesempatan pada pemain lain.
5. Jika gambar yang muncul sama, maka berhak mengambil pasangan kartu itu dan mendapat kesempatan bermain satu kali lagi.
6. Siapa yang mendapatkan kartu lebih banyak, dialah pemenangnya.
7. Tonton video tutorial pada halaman **video aktifitas** dengan judul **“kartu kembar”**.